



eKUBE SYSTEM

All-Electric Melt On Demand Solution for the Food & Beverage Industry

Improve production efficiency by eliminating adhesive degradation problems with the New eKube, an all-electric, enclosed system with integrated auto feed that keeps out dirt and debris. This system features three different mount configurations and is fully compatible with other industry standard equipment, making it easy to retrofit into existing packaging lines.

When used in combination with the EcoStitch™ all-electric hot melt applicator, packagers can benefit from additional savings including a reduction of up to 75% in adhesive usage, as well as the elimination of maintenance stops caused by pneumatic elements.

Benefits

- Guarantee a constant, pulse-free adhesive flow with the electric-driven gear pump, designed to operate at peak performance with virtually no maintenance throughout the melter's life cycle
- Promote adhesive stability and reduce char by only melting adhesive as needed
- Eliminate plugged nozzles with the integrated auto feed that keeps out dirt and debris
- Customizable installation with multiple mount configurations (panel, machine and split), which easily allows for the system to be retrofitted into an existing line, as well as new machine installs
- Promote a safer working environment by eliminating pressure when the machine is open with the Auto Pressure Dump feature



Protective cover provides a safer working environment while ensuring easy access to all components.

Available in stainless steel for compliance with food & beverage regulations.

Electric-driven gear pump removes the need for a constantly pressurized system, which minimizes valve failure, wear on seals and promotes safer operation.






Connect up to 6 market compatible hoses and guns



eKube Multi-Function Control Features:

- Separate LED indicator for each zone
- Alarm system with outputs
- Direct access button to setback/ standby mode
- Configuration screen with intuitive interface and LED indicator for configuration mode
- Up to three different programs per day
- Optional MCP-6P, a fully-integrated adhesive pattern control

Technical Specifications

Dimensions	 Panel	 Compact	 Split
Height (mm)	450	580	450
Length (mm)	770	280	380+480
Depth (mm)	250	550	250

Melting Capacity	Up to 9 kg/h
Max. Pumping Capacity	20,5 kg/h
Max. Viscosity	30.000 cps
Temperature Range	15° - 230°C
Electrical Power	2640 W
Electrical Connections	230 I + N + T, 230 III + T, 400 III + N + T
Max. Hydraulic Pressure	80 Bar
Estimated Air Consumption	20 - 60 L/min.

Max. channel power (W)	1 - 2 exits	3, 4, 5, 6 exits
Per exit (hose & gun)	1800 W	1450 W



For more information, visit valcomelton.com or contact your local Valco Melton representative.

World Headquarters: USA, Cincinnati, Ohio (Corporate Offices) • Tel:+1.513.874.6550 • Fax: +1.513.874.3612

Europe Headquarters: Spain, Navarra • Tel:+34.948.321.585 • Fax:+34.948.326.584

Asia Headquarters: China, Xiamen, Fujian • Tel:+86.592.591.7854 • Fax:+86.592.591.7834

inquiry@valcomelton.com • Serving over 76 Countries Worldwide • valcomelton.com