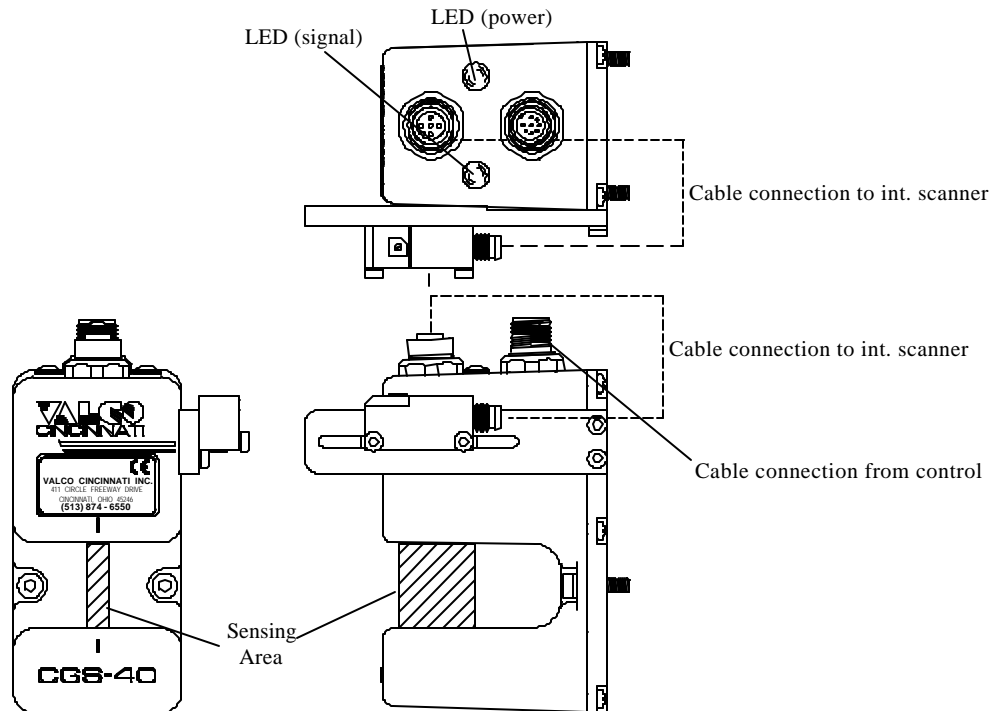


# CGS-40 Gate Sensor

The easy-to-clean Valco CGS-40 Gate Sensor features an injection-molded Valox polymer enclosure with a smooth surface. The CGS-40 has a Turck connector and uses the same connector cables as the CGS-30 model. A single assembly is used for either tab-side or the fourth panel.

Additional CGS-40 features include the following:

- Compact size
- Indicator LEDs for supply voltage and signal output
- Waterproof
- Connector for optional dedicated scanner



## Installing the CGS-40 Gate Sensor

To install the CGS-40 gate sensor, follow these steps:

1. Place sensor in desired location.
2. Connect cable to back of sensor.
3. Connect other end of cable to the control as illustrated in Figure A.

**Note!** The product must run in the middle of the sensing areas and the glue bead must be under the sensing areas (see Figure D).

## Cleaning the CGS-40 Gate Sensor

To clean the CGS-40 gate sensor, follow these steps:

1. Use a slightly damp cloth to clean the sensor at least twice daily.
2. Use a clean towel to dry the sensor.

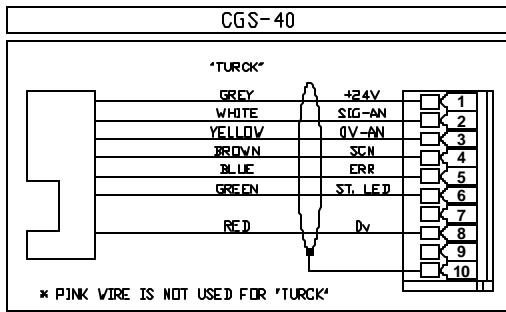


Figure A. CGS-40 Gate Sensor  
(diagram for Back Panel of Field-Wirable Control)

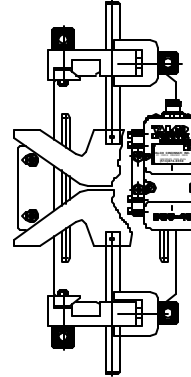


Figure B. CGS-40 Gate Sensor Mounted to  
581x898 Bracket Using Retrofit Kit

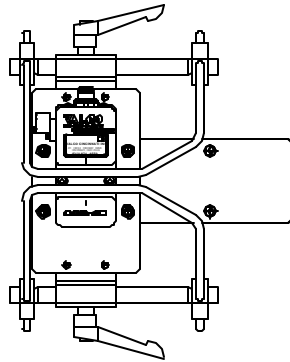


Figure C. CGS-40 Gate Sensor Mounted to  
Gate Sensor Bracket

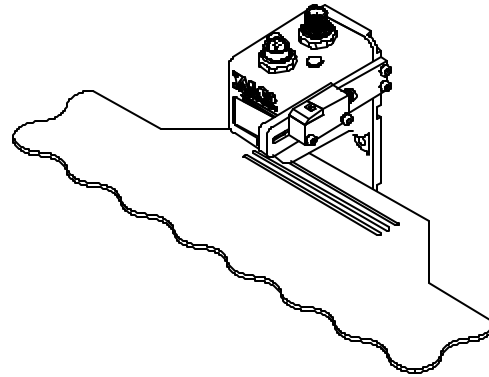


Figure D. Correct position of Glue Line  
Under Sensor



### Cautions!

- Do not place metal guiding or objects within 1-2" of sensing elements. Readings can be disrupted.
- Do not wash sensor or submerge in water. Damage to sensor can occur.
- Do not use a sharp tool to scrape glue off sensor. Damage to sensor can occur.

### Technical Data

Voltage Supply	20 to 30VDC
Current Supply	approx. 100mA
Output Signal	0 to 20mA
Link Resistor	max. 1K Ohm
Minimum Glue Line Length	min. 40mm
Distance Between Glue Lines	min. 30mm
Tolerance	+/- 3mm
Weight	431gr (w/back plate)
Height	101mm
Width	50mm
Depth	67mm
Gate Width	25mm
Ambient Temperature	+5°C to 50°C

### Accessories

- Cables for the CGS-40 Gate Sensor are as follows:
- 5m (16-ft.) (080xx823) — used with 280xx207 or 280xx208 only (connector)
  - 5m (16-ft.) (080xx861) — used with 280xx207 or 280xx208 only (field-wirable)
  - 10m (33-ft.) (080xx863) — used with 280xx207 or 280xx208 only (connector)
  - 15m (50-ft.) (080xx864) — used with 280xx207 or 280xx208 only (connector)
  - 10m (33-ft.) (080xx866) — used with 280xx207 or 280xx208 only (field-wirable)